


# Share a Blank Whiteboard

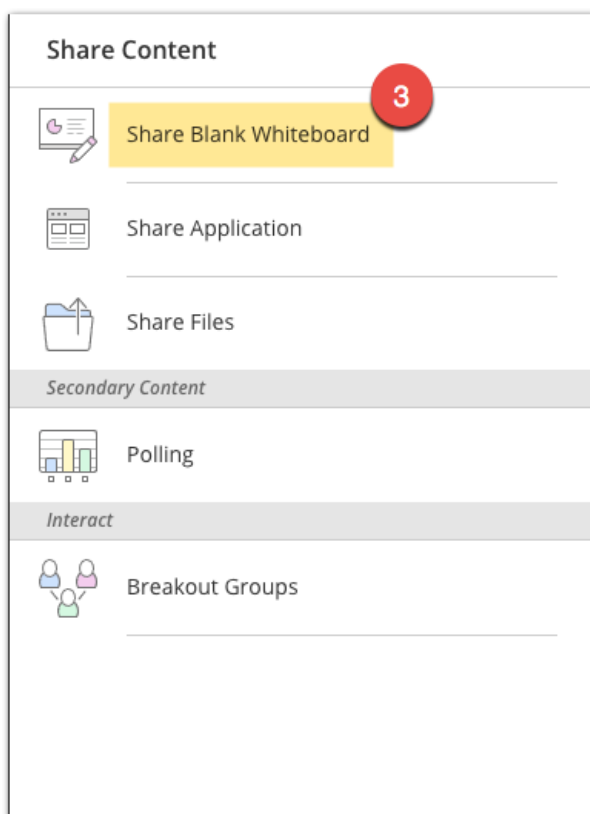
1. Click on the purple tab with two white arrows at the bottom right corner.



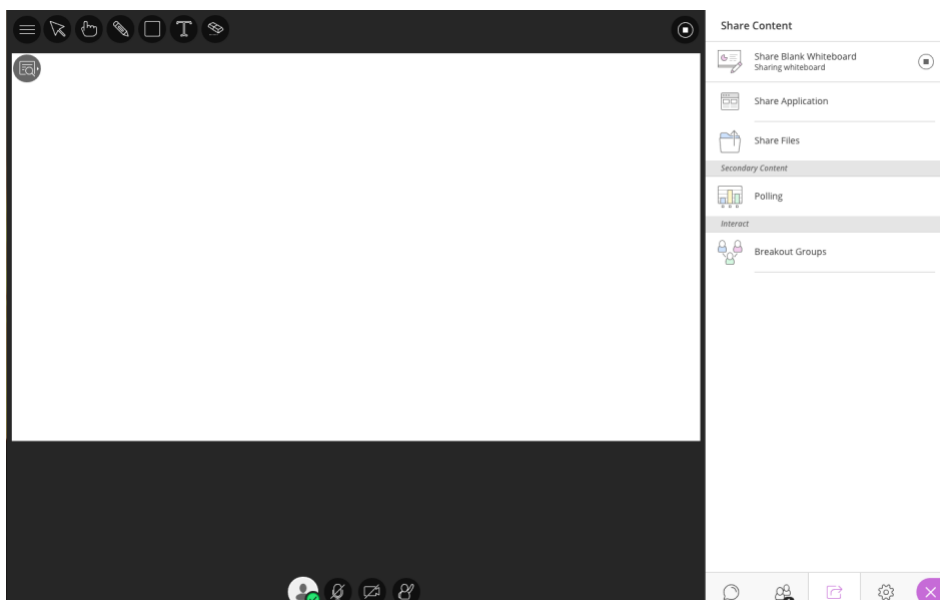
2. Click on the Share Content Panel.



3. Click on Share Blank Whiteboard.

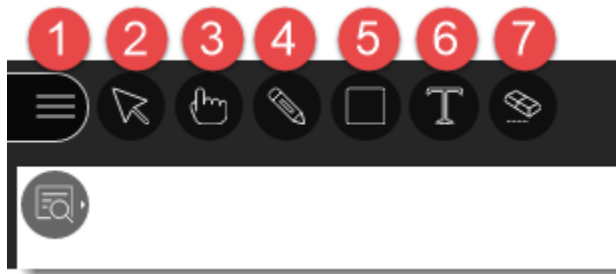


4. The Whiteboard is seen below.



## Whiteboard Tools

The whiteboard tools are in the upper left and are labeled below.



1. Session menu
2. Select Tool
3. Pointer Tool
4. Pencil
5. Shape
6. Text
7. Erase

## View Controls

The view controls are located in the pull-out menu below the whiteboard tools and are labeled below.



1. Open/Close View Tools
2. Zoom in
3. Zoom out
4. Best fit on screen
5. Actual size

Note: The whiteboard tools and view controls are present on any uploaded content for moderators, presenters and, if permitted by the instructor, participants.