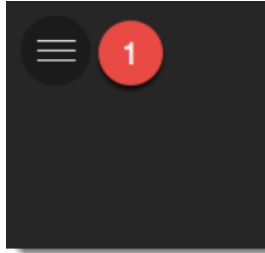


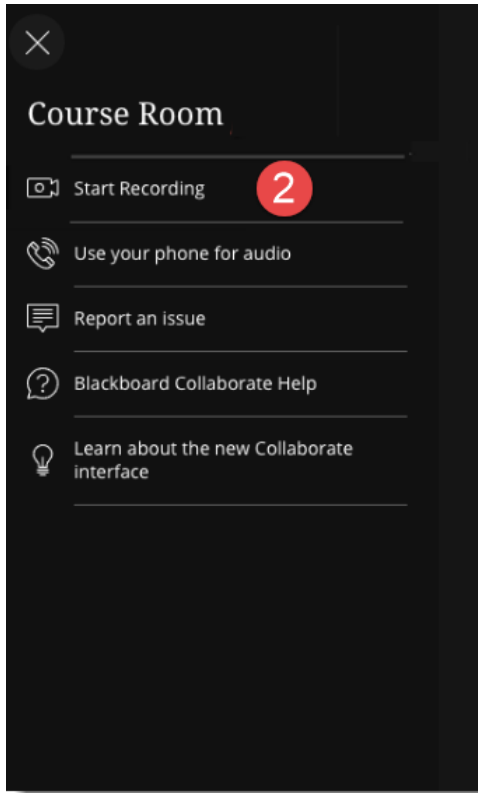
# Recording Your Collaborate Ultra Session

## Open Session Menu

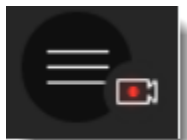
1. Click on the hamburger shaped icon located in the upper left.



2. Select Start Recording.



The recording icon will appear in the upper left of the screen, as seen below.



3. Select Stop Recording when you want to end the recording.

