




Hotkeys:

Video: <https://youtu.be/cluYZrj9FGg>

Function: Hotkeys are shortcuts that can help you to better navigate the iPad functions, saving you time and frustration. Here are some useful Hotkeys:

- **Command-H:** Navigate to home screen
- **Command-Space:** System-wide search/Spotlight: Hit -Space and the Spotlight search screen slides down, ready for you to type a query. This can be a search term (to find an email of iMessage, for example), a web search, a place (in Maps), or the name of an app you want to launch. Typing brings up a list of results, and you can use the arrow keys to select the one you want. If the result you want is the first on the list, then just hit **return** to launch it. *<https://www.cultofmac.com/481789/five-keyboard-shortcuts-every-ipad-user-should-know/>
- **Command-Tab:** To switch between tabs, hold down command key and move tab until you get to the app you want
- **Command-Shift-3:** Take screenshot: You can always press the home and the power button simultaneously to take a screenshot, or you can press 3, just like on the Mac. The screen flashes, and the screenshot appears to edit. Then you can save the screenshot to your Photos.
- How to view app specific shortcuts with the Smart Keyboard: Simply hold down the **Command key** for a few seconds and a list should pop up within any app that supports keyboard shortcuts.