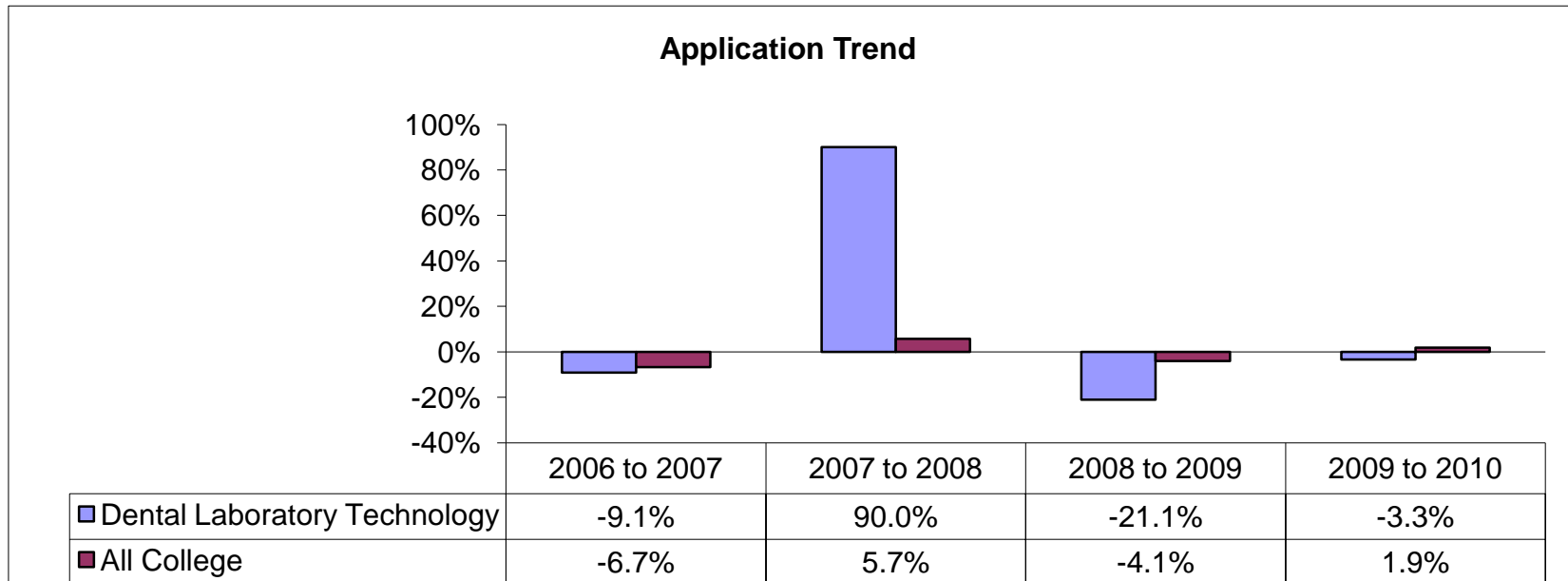


**Middlesex Community College
Dental Laboratory Technology Program Review Data
Application Trend**

Dental Laboratory Technology	Fall 2006	Fall 2007	Fall 2008	Fall 2009	Fall 2010
Completed Applications	22	20	38	30	29
Change from Previous Year		-2	18	-8	-1
% Change from Previous Year		-9.1%	90.0%	-21.1%	-3.3%

All College

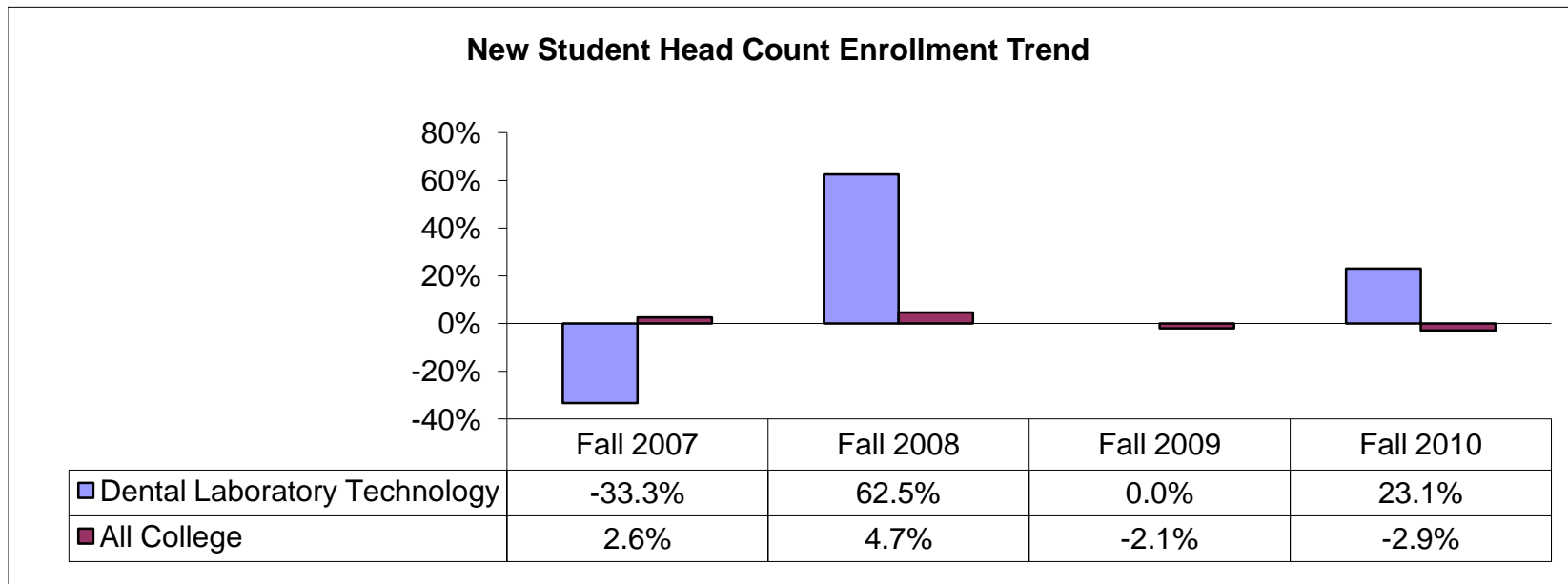
Completed Applications	9257	8638	9133	8763	8927
Change from Previous Year		-619	495	-370	164
% Change from Previous Year		-6.7%	5.7%	-4.1%	1.9%



**Middlesex Community College
Dental Laboratory Technology Program Review Data
New Student Head Count Enrollment Trend**

Dental Laboratory Technology	Fall 2006	Fall 2007	Fall 2008	Fall 2009	Fall 2010
New Student Head Count	12	8	13	13	16
Change from Previous Year		-4	5	0	3
% Change from Previous Year		-33.3%	62.5%	0.0%	23.1%

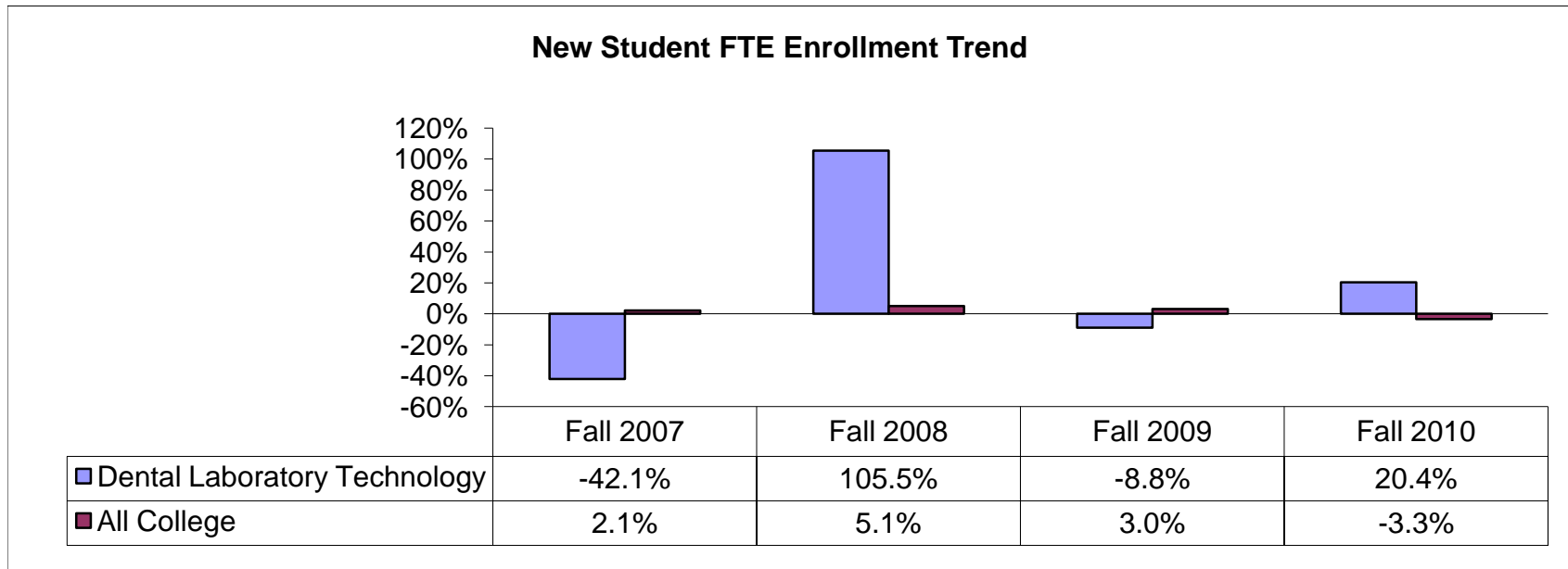
All College	Fall 2006	Fall 2007	Fall 2008	Fall 2009	Fall 2010
New Student Head Count	3936	4039	4229	4142	4020
Change from Previous Year		103	190	-87	-122
% Change from Previous Year		2.6%	4.7%	-2.1%	-2.9%



**Middlesex Community College
Dental Laboratory Technology Program Review Data
New Student Full Time Equivalent Enrollment Trend**

Dental Laboratory Technology	Fall 2006	Fall 2007	Fall 2008	Fall 2009	Fall 2010
Full Time Equivalent (FTE) New Students	9.5	5.5	11.3	10.3	12.4
Change from Previous Year		-4	5.8	-1	2.1
% Change from Previous Year		-42.1%	105.5%	-8.8%	20.4%

All College	Fall 2006	Fall 2007	Fall 2008	Fall 2009	Fall 2010
Full Time Equivalent (FTE) New Students	2395	2445	2570	2648	2560
Change from Previous Year		50	125	78	-88
% Change from Previous Year		2.1%	5.1%	3.0%	-3.3%



**Middlesex Community College
Dental Laboratory Technology Program Review Data
New Student Enrollment Trend**

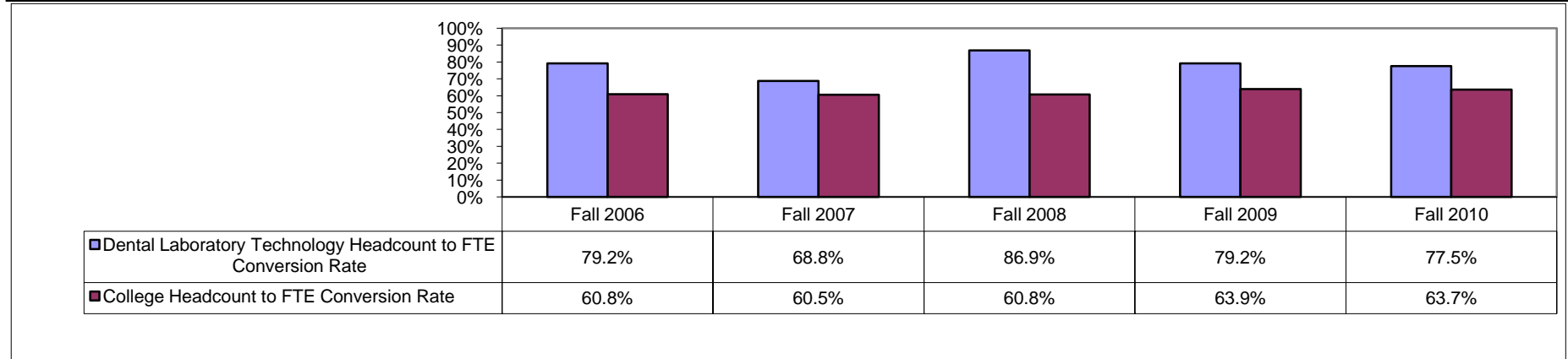
Dental Laboratory Technology	Fall 2006	Fall 2007	Fall 2008	Fall 2009	Fall 2010
New Student Head Count	12	8	13	13	16
Change from Previous Year		-4	5	0	3
% Change from Previous Year		-33.3%	62.5%	0.0%	23.1%

All College	Fall 2006	Fall 2007	Fall 2008	Fall 2009	Fall 2010
New Student Head Count	3936	4039	4229	4142	4020
Change from Previous Year		103	190	-87	-122
% Change from Previous Year		2.6%	4.7%	-2.1%	-2.9%

Dental Laboratory Technology	Fall 2006	Fall 2007	Fall 2008	Fall 2009	Fall 2010
Full Time Equivalent (FTE) New Students	9.5	5.5	11.3	10.3	12.4
Change from Previous Year		-4	5.8	-1	2.1
% Change from Previous Year		-42.1%	105.5%	-8.8%	20.4%

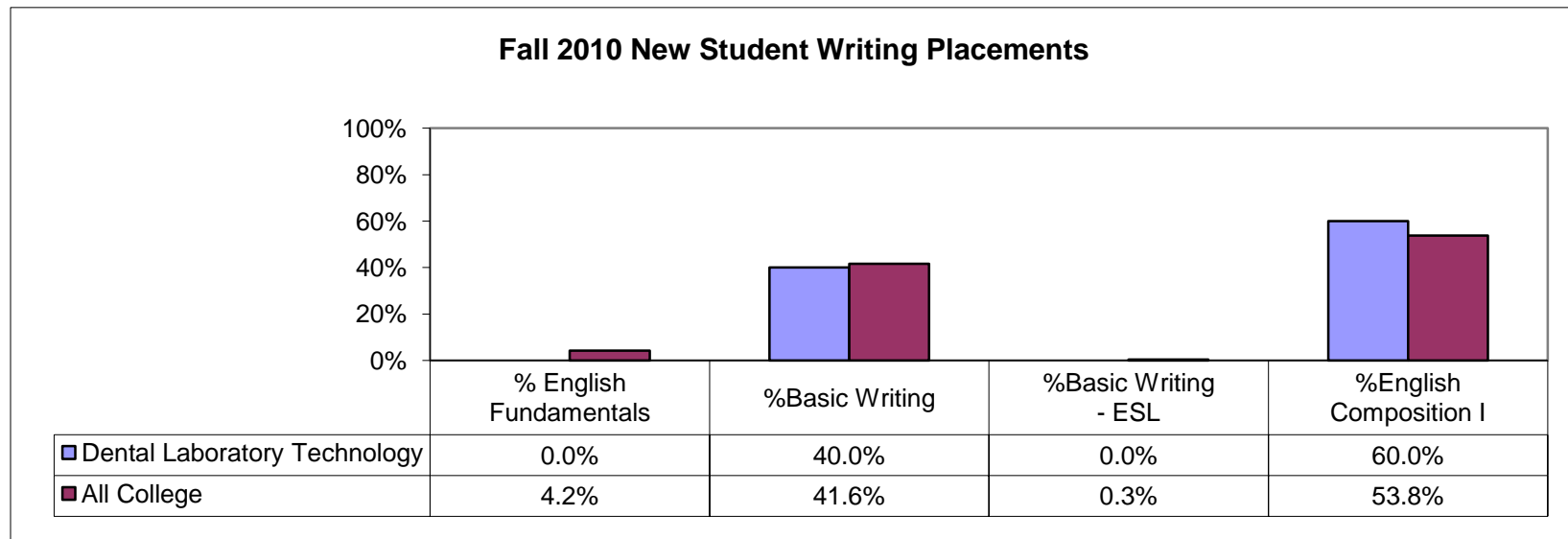
All College	Fall 2006	Fall 2007	Fall 2008	Fall 2009	Fall 2010
Full Time Equivalent (FTE) New Students	2395	2445	2570	2648	2560
Change from Previous Year		50	125	78	-88
% Change from Previous Year		2.1%	5.1%	3.0%	-3.3%

Dental Laboratory Technology Headcount to FTE Conversion Rate	Fall 2006	Fall 2007	Fall 2008	Fall 2009	Fall 2010
Conversion Rate	79.2%	68.8%	86.9%	79.2%	77.5%
College Headcount to FTE Conversion Rate	60.8%	60.5%	60.8%	63.9%	63.7%



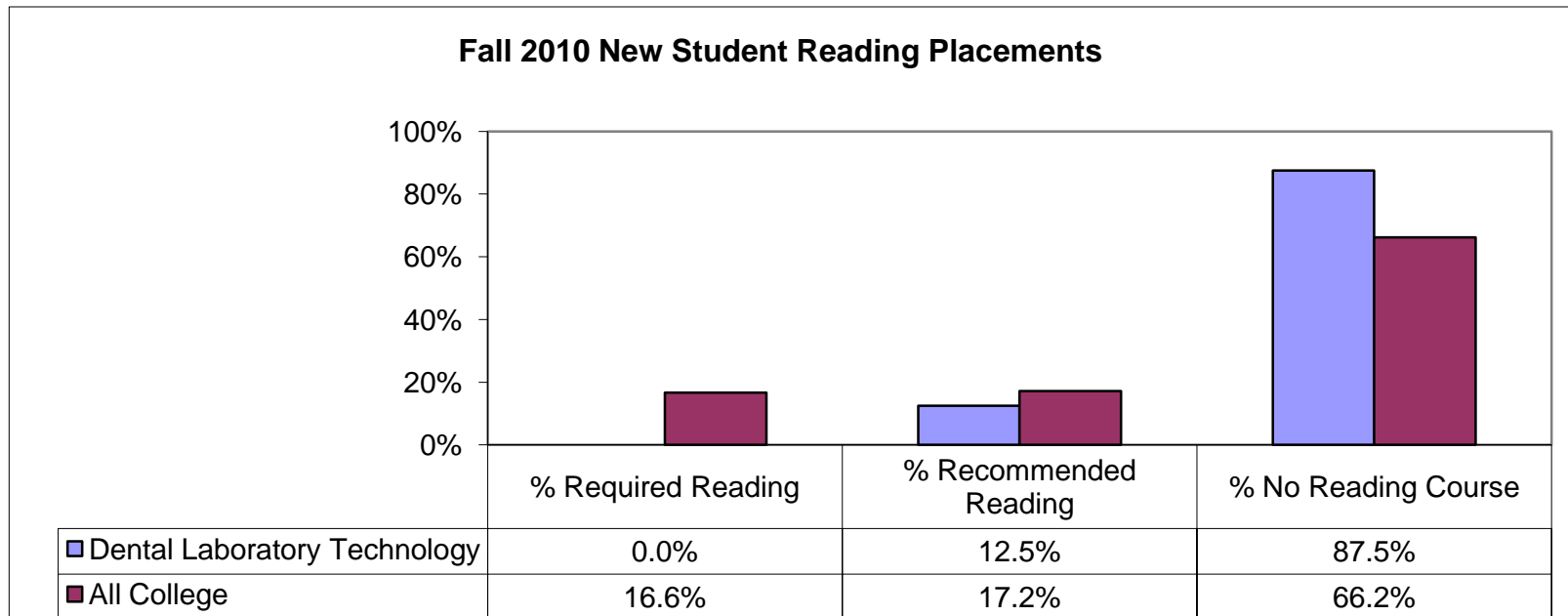
**Middlesex Community College
Dental Laboratory Technology Program Review Data
New Students By Writing Placement**

	Dental Laboratory Technology					All College				
	Fall 2006	Fall 2007	Fall 2008	Fall 2009	Fall 2010	Fall 2006	Fall 2007	Fall 2008	Fall 2009	Fall 2010
English Fundamentals	0	0	0	0	0	200	202	209	194	131
Basic Writing	2	2	3	4	6	1270	1340	1283	1236	1309
Basic Writing - ESL	0	0	0	0	0	33	15	18	4	11
English Composition I	10	6	10	9	9	1438	1560	1663	1770	1693
Total	12	8	13	13	15	2941	3117	3173	3204	3144
% English Fundamentals	0.0%	0.0%	0.0%	0.0%	0.0%	6.8%	6.5%	6.6%	6.1%	4.2%
%Basic Writing	16.7%	25.0%	23.1%	30.8%	40.0%	43.2%	43.0%	40.4%	38.6%	41.6%
%Basic Writing - ESL	0.0%	0.0%	0.0%	0.0%	0.0%	1.1%	0.5%	0.6%	0.1%	0.3%
%English Composition I	83.3%	75.0%	76.9%	69.2%	60.0%	48.9%	50.0%	52.4%	55.2%	53.8%



**Middlesex Community College
Dental Laboratory Technology Program Review Data
New Students By Reading Placement**

	Dental Laboratory Technology					All College				
	Fall 2006	Fall 2007	Fall 2008	Fall 2009	Fall 2010	Fall 2006	Fall 2007	Fall 2008	Fall 2009	Fall 2010
Required Reading	0	1	0	0	0	628	566	651	561	552
Recommended Reading	1	1	1	4	2	553	553	607	565	571
No Reading Course	11	6	12	9	14	1760	2159	2112	2209	2195
Total	12	8	13	13	16	2941	3278	3370	3335	3318
% Required Reading	0.0%	12.5%	0.0%	0.0%	0.0%	21.4%	17.3%	19.3%	16.8%	16.6%
% Recommended Reading	8.3%	12.5%	7.7%	30.8%	12.5%	18.8%	16.9%	18.0%	16.9%	17.2%
% No Reading Course	91.7%	75.0%	92.3%	69.2%	87.5%	59.8%	65.9%	62.7%	66.2%	66.2%

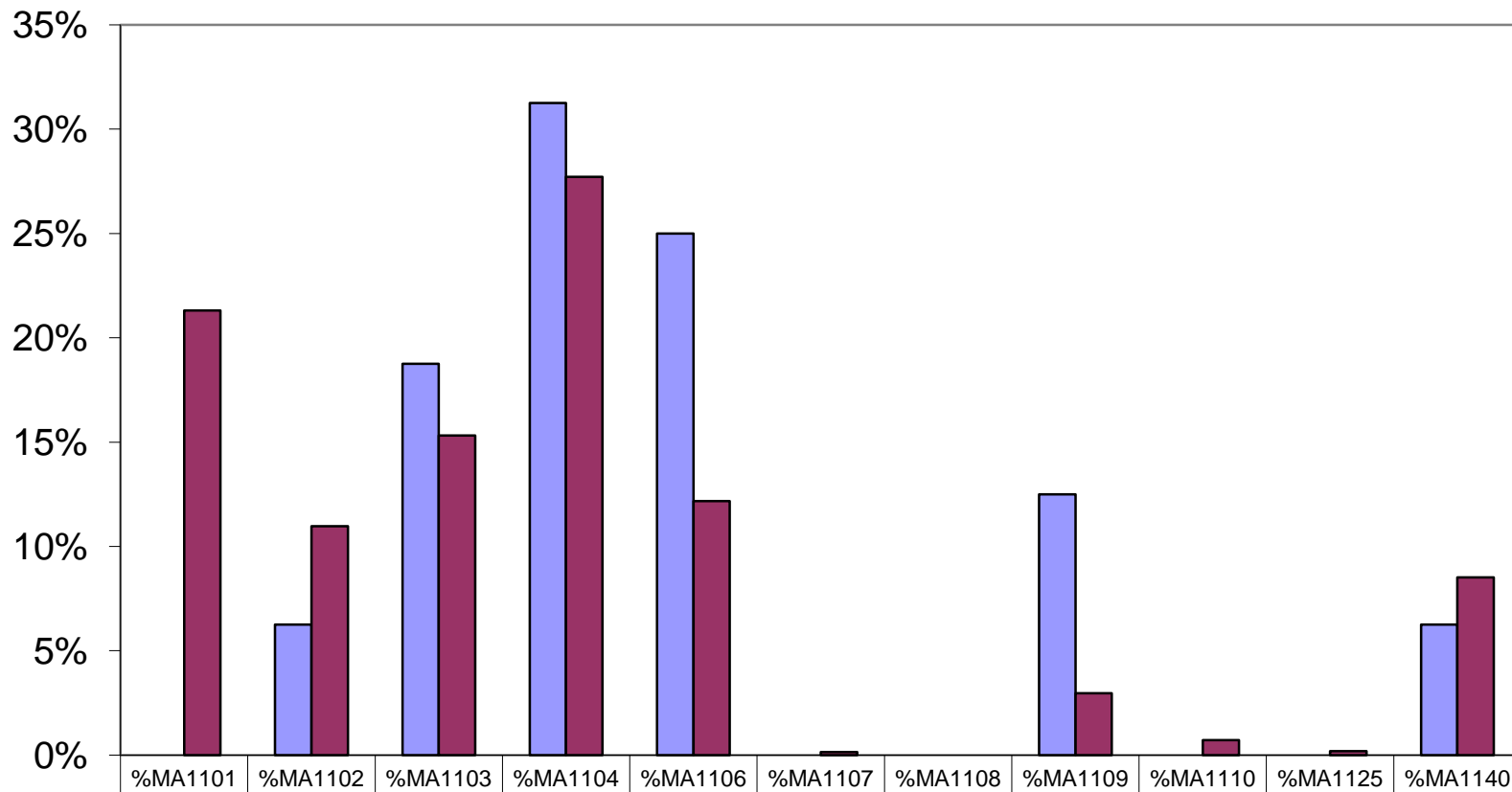


**Middlesex Community College
Dental Laboratory Technology Program Review Data
New Students Math Placement**

	Dental Laboratory Technology						All College				
	Fall 2006	Fall 2007	Fall 2008	Fall 2009	Fall 2010		Fall 2006	Fall 2007	Fall 2008	Fall 2009	Fall 2010
Fundamentals of Mathematics(MA1101 or MAT 060)	0	1	1	0	0		816	837	821	764	711
Fundamentals/Algebra I(MA1102 or MAT 065)	1	0	0	1	1		298	282	289	319	366
Algebra I(MA1103 or MAT 070)	1	2	1	5	3		536	543	563	514	511
Algebra II(MA1104 or MAT 080)	5	2	2	4	5		737	874	880	945	925
Intermediate Algebra(MA1106 or MAT 100)	2	1	5	1	4		329	357	393	412	406
Precalc-Business/Social Sci I(MA1107 or MAT 180)	3	1	1	0	0		111	82	30	6	5
Precalculus for Science(MA1108 or MAT 185)	0	0	0	0	0		1	1	1	1	0
Precalculus I(MA1109 or MAT 189)	0	1	0	1	2		1	22	80	103	99
Precalculus II (MA1110 or MAT 190)	0	0	0	0	0		18	22	23	19	24
Calculus I for Science (MA1125 or MAT 290)	0	0	1	0	0		13	9	8	10	6
Algebra I/II (MA1140 or MAT 075)	0	0	2	0	1		306	293	335	299	284
Total	12	8	13	12	16		3166	3322	3423	3392	3337
%MA1101	0.0%	12.5%	7.7%	0.0%	0.0%		25.8%	25.2%	24.0%	22.5%	21.3%
%MA1102	8.3%	0.0%	0.0%	8.3%	6.3%		9.4%	8.5%	8.4%	9.4%	11.0%
%MA1103	8.3%	25.0%	7.7%	41.7%	18.8%		16.9%	16.3%	16.4%	15.2%	15.3%
%MA1104	41.7%	25.0%	15.4%	33.3%	31.3%		23.3%	26.3%	25.7%	27.9%	27.7%
%MA1106	16.7%	12.5%	38.5%	8.3%	25.0%		10.4%	10.7%	11.5%	12.1%	12.2%
%MA1107	25.0%	12.5%	7.7%	0.0%	0.0%		3.5%	2.5%	0.9%	0.2%	0.1%
%MA1108	0.0%	0.0%	0.0%	0.0%	0.0%		0.0%	0.0%	0.0%	0.0%	0.0%
%MA1109	0.0%	12.5%	0.0%	8.3%	12.5%		0.0%	0.7%	2.3%	3.0%	3.0%
%MA1110	0.0%	0.0%	0.0%	0.0%	0.0%		0.6%	0.7%	0.7%	0.6%	0.7%
%MA1125	0.0%	0.0%	7.7%	0.0%	0.0%		0.4%	0.3%	0.2%	0.3%	0.2%
%MA1140	0.0%	0.0%	15.4%	0.0%	6.3%		9.7%	8.8%	9.8%	8.8%	8.5%

**Middlesex Community College
Dental Laboratory Technology Program Review Data
New Students Math Placement**

Fall 2010 New Student Math Placements

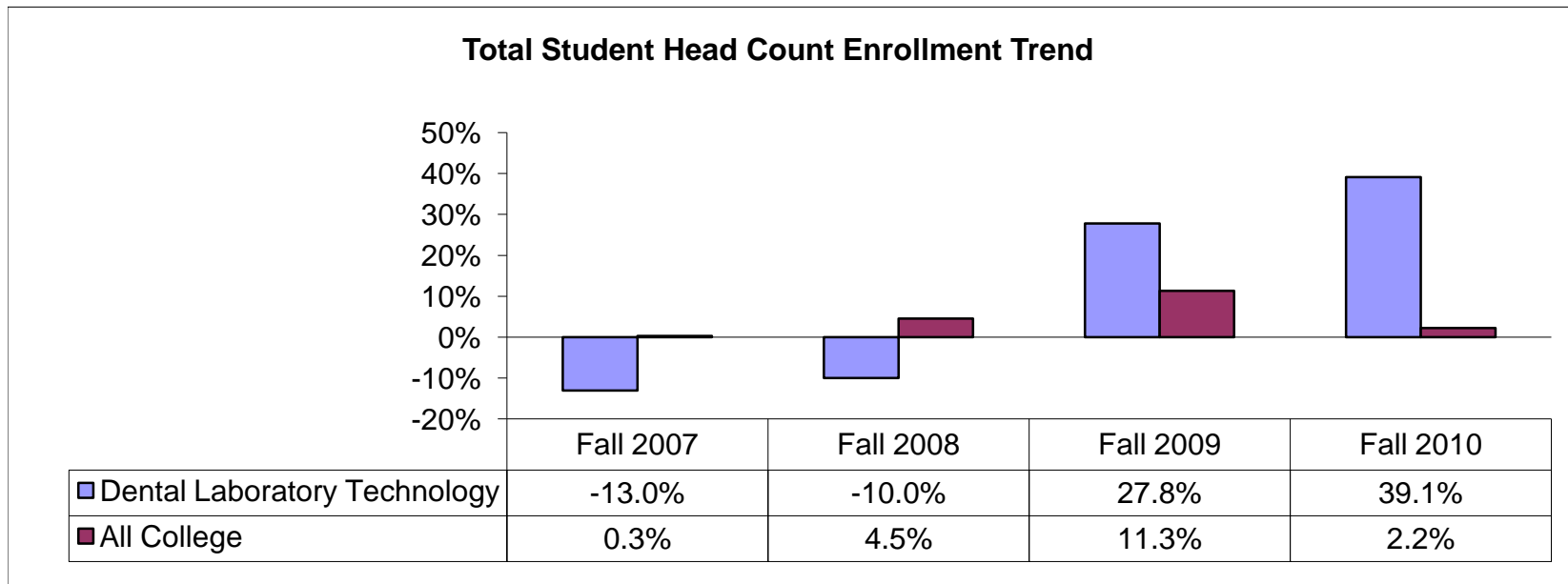


■ Dental Laboratory Technology	0.0%	6.3%	18.8%	31.3%	25.0%	0.0%	0.0%	12.5%	0.0%	0.0%	6.3%
■ All College	21.3%	11.0%	15.3%	27.7%	12.2%	0.1%	0.0%	3.0%	0.7%	0.2%	8.5%

**Middlesex Community College
Dental Laboratory Technology Program Review Data
Total Student Head Count Enrollment Trend**

Dental Laboratory Technology	Fall 2006	Fall 2007	Fall 2008	Fall 2009	Fall 2010
Student Head Count	23	20	18	23	32
Change from Previous Year		-3	-2	5	9
% Change from Previous Year		-13.0%	-10.0%	27.8%	39.1%

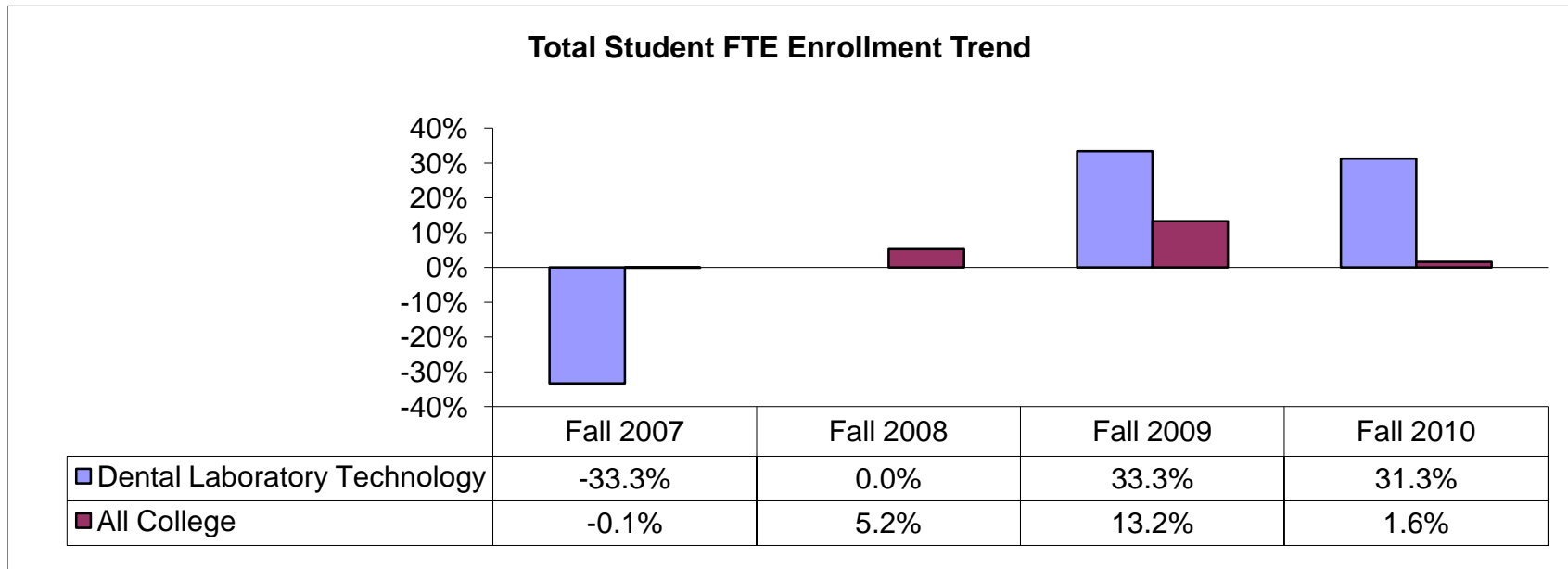
All College	Fall 2006	Fall 2007	Fall 2008	Fall 2009	Fall 2010
Student Head Count	8137	8162	8532	9498	9708
Change from Previous Year		25	370	966	210
% Change from Previous Year		0.3%	4.5%	11.3%	2.2%



**Middlesex Community College
Dental Laboratory Technology Program Review Data
Total Student Full Time Equivalent Enrollment Trend**

Dental Laboratory Technology	Fall 2006	Fall 2007	Fall 2008	Fall 2009	Fall 2010
Full Time Equivalent (FTE) Students	18	12	12	16	21
Change from Previous Year		-6	0	4	5
% Change from Previous Year		-33.3%	0.0%	33.3%	31.3%

All College	Fall 2006	Fall 2007	Fall 2008	Fall 2009	Fall 2010
Full Time Equivalent (FTE) Students	4889	4884	5140	5821	5915
Change from Previous Year		-5	256	681	94
% Change from Previous Year		-0.1%	5.2%	13.2%	1.6%



**Middlesex Community College
Dental Laboratory Technology Program Review Data
HC/FTE Conversion Rate Trend**

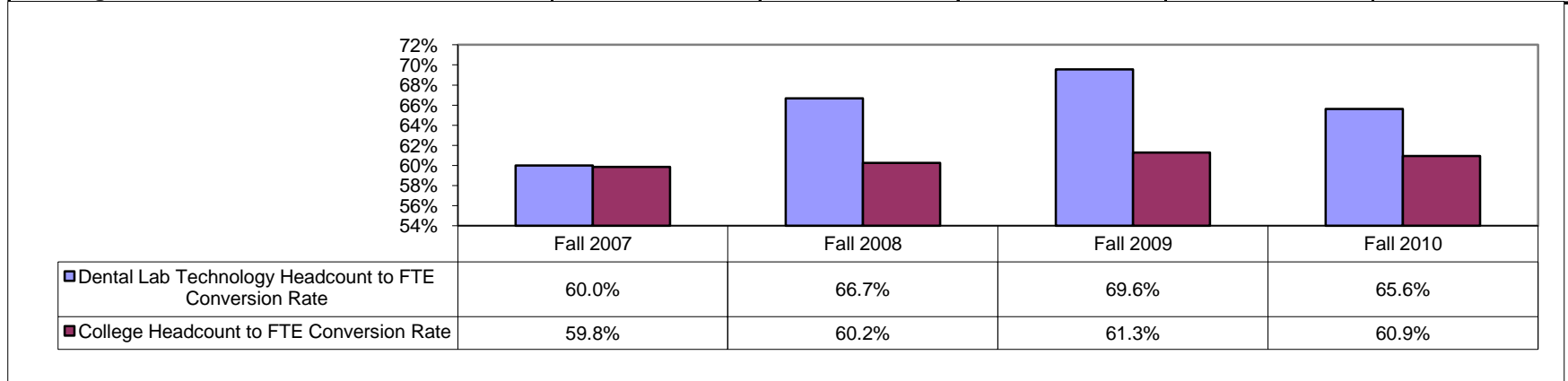
Dental Laboratory Technology	Fall 2006	Fall 2007	Fall 2008	Fall 2009	Fall 2010
Head Count	23	20	18	23	32
Change from Previous Year		-3	-2	5	9
% Change from Previous Year		-13.0%	-10.0%	27.8%	39.1%

All College	Fall 2006	Fall 2007	Fall 2008	Fall 2009	Fall 2010
Head Count	8137	8162	8532	9498	9708
Change from Previous Year		25	370	966	210
% Change from Previous Year		0.3%	4.5%	11.3%	2.2%

Dental Laboratory Technology	Fall 2006	Fall 2007	Fall 2008	Fall 2009	Fall 2010
Full Time Equivalent (FTE)	18	12	12	16	21
Change from Previous Year		-6	0	4	5
% Change from Previous Year		-33.3%	0.0%	33.3%	31.3%

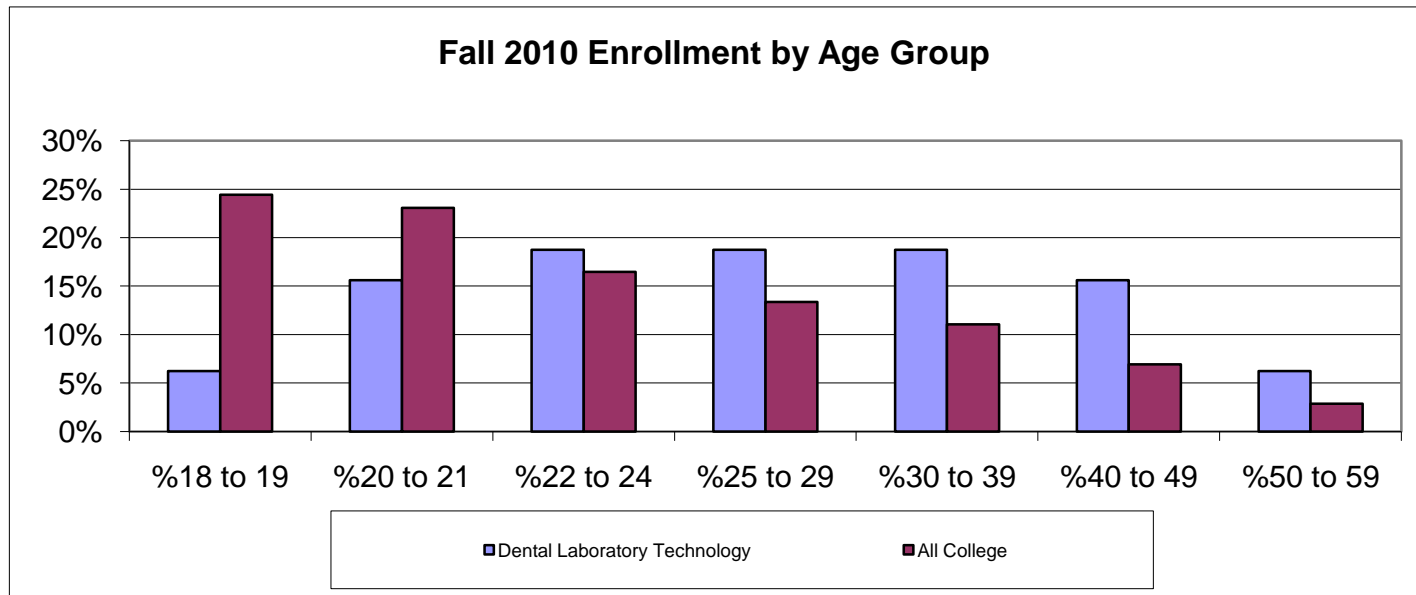
All College	Fall 2006	Fall 2007	Fall 2008	Fall 2009	Fall 2010
Full Time Equivalent (FTE)	4889	4884	5140	5821	5915
Change from Previous Year		-5	256	681	94
% Change from Previous Year		-0.1%	5.2%	13.2%	1.6%

Dental Lab Technology Headcount to FTE Conversion Rate	Fall 2006	Fall 2007	Fall 2008	Fall 2009	Fall 2010
	78.3%	60.0%	66.7%	69.6%	65.6%
College Headcount to FTE Conversion Rate	60.1%	59.8%	60.2%	61.3%	60.9%



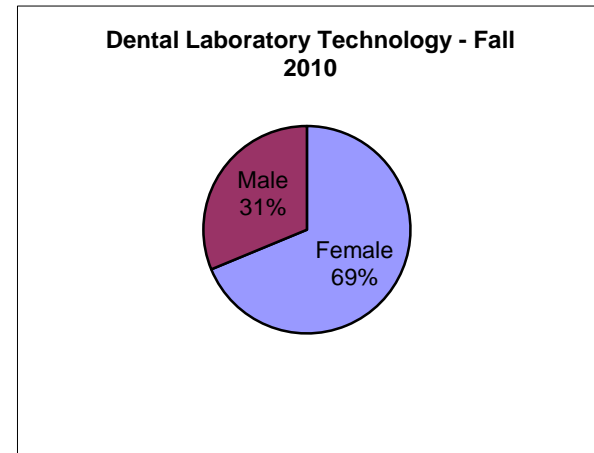
**Middlesex Community College
Dental Laboratory Technology Program Review Data
Enrollment By Age Group**

	Dental Laboratory Technology					All College				
	Fall 2006	Fall 2007	Fall 2008	Fall 2009	Fall 2010	Fall 2006	Fall 2007	Fall 2008	Fall 2009	Fall 2010
Less Than 18	0	0	0	0	0	84	72	58	83	90
18 to 19	0	0	1	2	2	2206	2200	2255	2477	2371
20 to 21	5	0	1	2	5	1806	1815	1923	2143	2241
22 to 24	5	5	1	2	6	1157	1265	1371	1506	1599
25 to 29	7	7	7	4	6	915	989	1031	1239	1296
30 to 39	3	3	4	7	6	980	935	932	1020	1072
40 to 49	1	3	2	3	5	680	610	671	651	674
50 to 59	2	2	2	3	2	245	220	233	290	279
60 Plus	0	0	0	0	0	54	45	51	78	80
Age Unreported	0	0	0	0	0	10	11	7	11	6
Total	23	20	18	23	32	8137	8162	8532	9498	9708

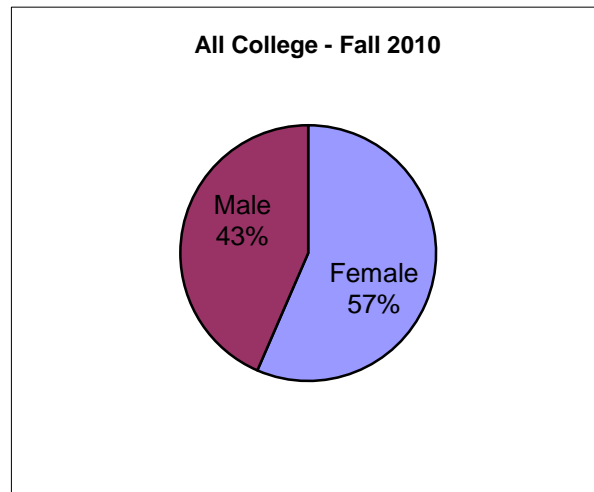


**Middlesex Community College
Dental Laboratory Technology Program Review Data
Students by Gender**

Dental Laboratory Technology	Fall 2006	Fall 2007	Fall 2008	Fall 2009	Fall 2010
Female	11	9	8	17	22
Male	12	11	10	6	10
Total	23	20	18	23	32
% Female	47.8%	45.0%	44.4%	73.9%	68.8%
% Male	52.2%	55.0%	55.6%	26.1%	31.3%



All College	Fall 2006	Fall 2007	Fall 2008	Fall 2009	Fall 2010
Female	4857	4756	4908	5466	5486
Male	3279	3405	3622	4030	4222
Not Indicated	1	1	2	2	0
Total	8137	8162	8532	9498	9708
% Female	59.7%	58.3%	57.5%	57.5%	56.5%
% Male	40.3%	41.7%	42.5%	42.4%	43.5%

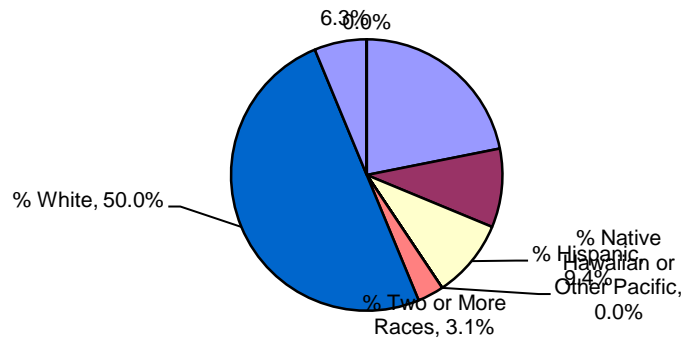


**Middlesex Community College
Dental Laboratory Technology Program Review Data
By Race/Ethnicity**

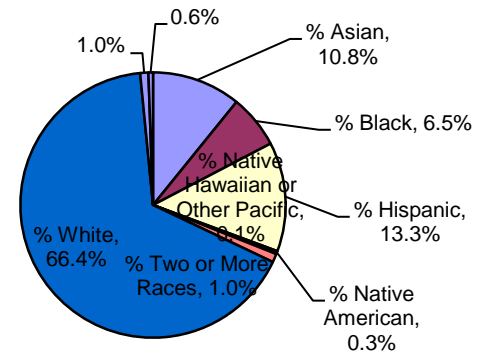
	Dental Laboratory Technology					All College				
	Fall 2006	Fall 2007	Fall 2008	Fall 2009	Fall 2010	Fall 2006	Fall 2007	Fall 2008	Fall 2009	Fall 2010
Asian	1	0	0	3	7	771	794	837	1003	1052
Black	1	0	1	2	3	482	475	516	578	631
Hispanic	3	1	2	3	3	812	841	973	1109	1293
Native American	0	0	0	0	0	26	19	28	31	31
Native Hawaiian or Other Pacific	0	0	0	0	0	0	0	0	0	5
Two or More Races	0	0	0	0	1	0	0	0	0	101
White	16	15	11	13	16	5948	5862	5947	6530	6444
Non Resident	2	3	4	2	2	61	73	77	94	97
Unreported	0	1	0	0	0	37	98	154	153	54
Total	23	20	18	23	32	8137	8162	8532	9498	9708
% Asian	4.3%	0.0%	0.0%	13.0%	21.9%	9.5%	9.7%	9.8%	10.6%	10.8%
% Black	4.3%	0.0%	5.6%	8.7%	9.4%	5.9%	5.8%	6.0%	6.1%	6.5%
% Hispanic	13.0%	5.0%	11.1%	13.0%	9.4%	10.0%	10.3%	11.4%	11.7%	13.3%
% Native American	0.0%	0.0%	0.0%	0.0%	0.0%	0.3%	0.2%	0.3%	0.3%	0.3%
% Native Hawaiian or Other Pacific	0.0%	0.0%	0.0%	0.0%	0.0%	0.0%	0.0%	0.0%	0.0%	0.1%
% Two or More Races	0.0%	0.0%	0.0%	0.0%	3.1%	0.0%	0.0%	0.0%	0.0%	1.0%
% White	69.6%	75.0%	61.1%	56.5%	50.0%	73.1%	71.8%	69.7%	68.8%	66.4%
% Non-Resident	8.7%	15.0%	22.2%	8.7%	6.3%	0.7%	0.9%	0.9%	1.0%	1.0%
% Unreported	0.0%	5.0%	0.0%	0.0%	0.0%	0.5%	1.2%	1.8%	1.6%	0.6%

**Middlesex Community College
Dental Laboratory Technology Program Review Data
By Race/Ethnicity**

Dental Laboratory Technology - Fall 2010

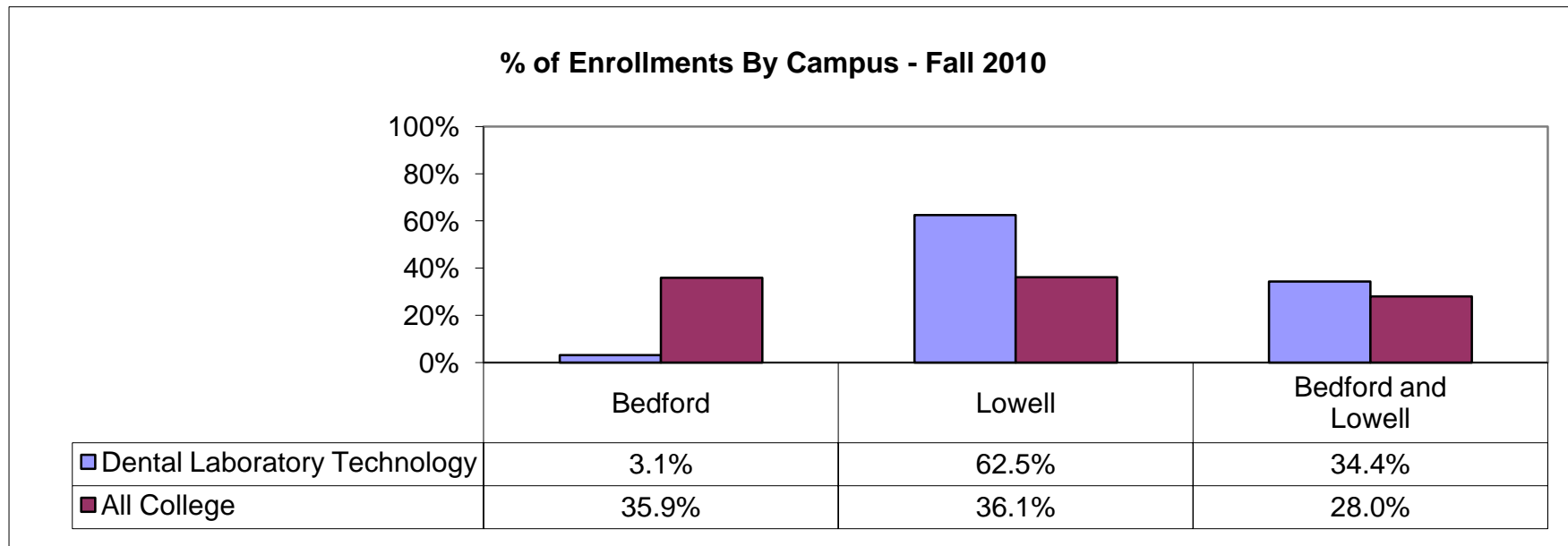


All College - Fall 2010



**Middlesex Community College
Dental Laboratory Technology Program Review Data
Enrollment Trends by Campus**

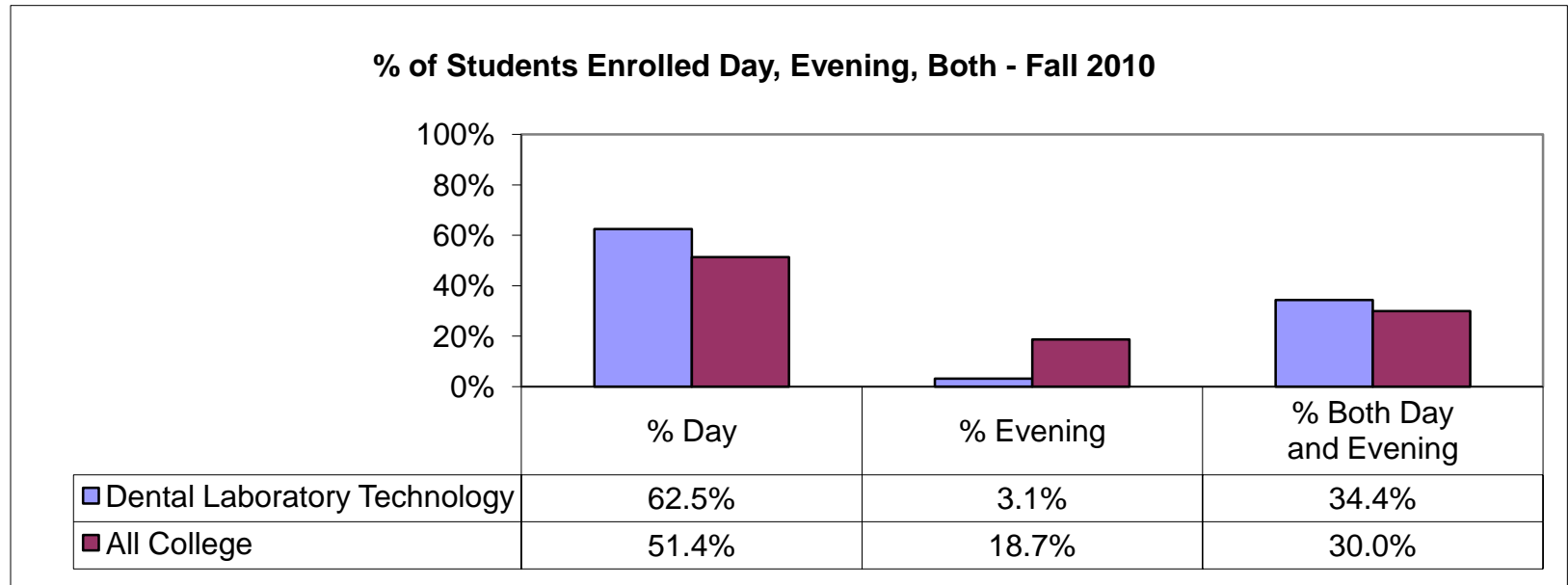
	Dental Laboratory Technology					All College				
	Fall 2006	Fall 2007	Fall 2008	Fall 2009	Fall 2010	Fall 2006	Fall 2007	Fall 2008	Fall 2009	Fall 2010
Bedford	0	0	1	0	1	3727	3830	2936	3463	3481
Lowell	18	15	13	17	20	3327	3287	3243	3350	3509
Bedford and Lowell	5	5	4	6	11	1083	1045	2353	2685	2718
Total	23	20	18	23	32	8137	8162	8532	9498	9708
Bedford	0.0%	0.0%	5.6%	0.0%	3.1%	45.8%	46.9%	34.4%	36.5%	35.9%
Lowell	78.3%	75.0%	72.2%	73.9%	62.5%	40.9%	40.3%	38.0%	35.3%	36.1%
Bedford and Lowell	21.7%	25.0%	22.2%	26.1%	34.4%	13.3%	12.8%	27.6%	28.3%	28.0%



**Middlesex Community College
Dental Laboratory Technology Program Review Data
Students Enrolled Day, Evening, Both**

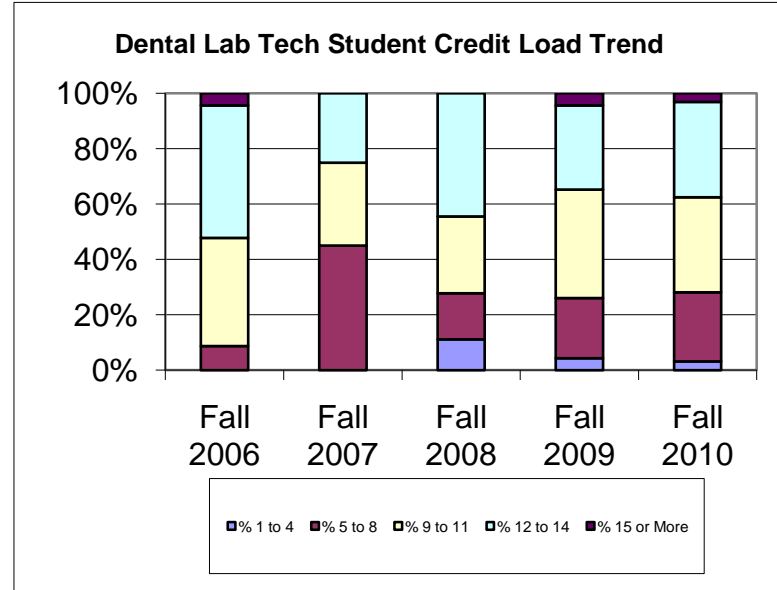
	Dental Laboratory Technology					All College				
	Fall 2006	Fall 2007	Fall 2008	Fall 2009	Fall 2010	Fall 2006	Fall 2007	Fall 2008	Fall 2009	Fall 2010
Day	17	15	13	15	20	4126	4249	4462	4876	4987
Evening	1	2	2	0	1	2533	2460	1622	1764	1812
Both Day and Evening	5	3	3	8	11	1478	1453	2448	2858	2909
Total	23	20	18	23	32	8137	8162	8532	9498	9708
% Day	73.9%	75.0%	72.2%	65.2%	62.5%	50.7%	52.1%	52.3%	51.3%	51.4%
% Evening	4.3%	10.0%	11.1%	0.0%	3.1%	31.1%	30.1%	19.0%	18.6%	18.7%
% Both Day and Evening	21.7%	15.0%	16.7%	34.8%	34.4%	18.2%	17.8%	28.7%	30.1%	30.0%

% of Students Enrolled Day, Evening, Both - Fall 2010

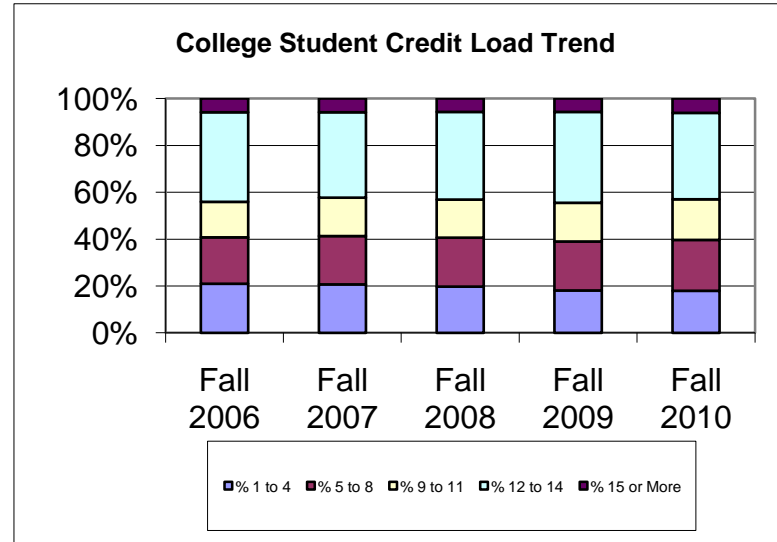


**Middlesex Community College
Dental Laboratory Technology Program Review Data
By Student Credit Hours Enrolled**

Dental Laboratory Technology	Fall 2006	Fall 2007	Fall 2008	Fall 2009	Fall 2010
1 to 4	0	0	2	1	1
5 to 8	2	9	3	5	8
9 to 11	9	6	5	9	11
12 to 14	11	5	8	7	11
15 or More	1	0	0	1	1
Total	23	20	18	23	32
% 1 to 4	0.0%	0.0%	11.1%	4.3%	3.1%
% 5 to 8	8.7%	45.0%	16.7%	21.7%	25.0%
% 9 to 11	39.1%	30.0%	27.8%	39.1%	34.4%
% 12 to 14	47.8%	25.0%	44.4%	30.4%	34.4%
% 15 or More	4.3%	0.0%	0.0%	4.3%	3.1%



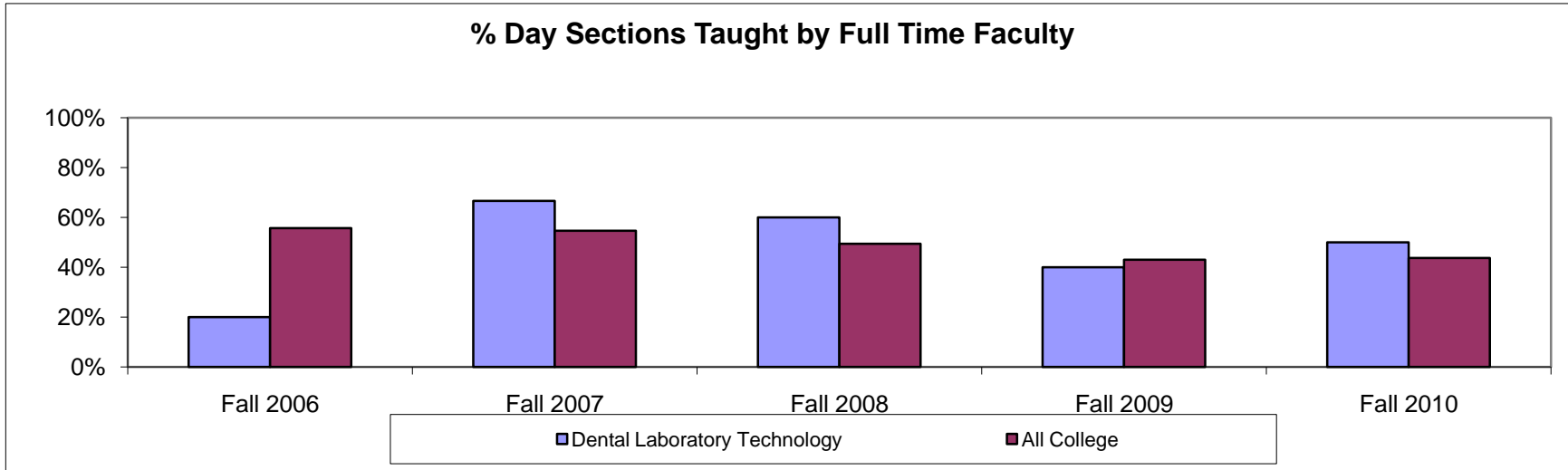
All College	Fall 2006	Fall 2007	Fall 2008	Fall 2009	Fall 2010
1 to 4	1708	1694	1689	1721	1741
5 to 8	1605	1674	1775	1989	2117
9 to 11	1237	1340	1389	1566	1673
12 to 14	3109	2981	3197	3682	3585
15 or More	478	473	482	540	592
Total	8137	8162	8532	9498	9708
% 1 to 4	21.0%	20.8%	19.8%	18.1%	17.9%
% 5 to 8	19.7%	20.5%	20.8%	20.9%	21.8%
% 9 to 11	15.2%	16.4%	16.3%	16.5%	17.2%
% 12 to 14	38.2%	36.5%	37.5%	38.8%	36.9%
% 15 or More	5.9%	5.8%	5.6%	5.7%	6.1%



**Middlesex Community College
Dental Laboratory Technology Program Review Data
Course Sections By Faculty Type**

	Dental Laboratory Technology						All College				
	Fall 2006	Fall 2007	Fall 2008	Fall 2009	Fall 2010		Fall 2006	Fall 2007	Fall 2008	Fall 2009	Fall 2010
Day Sections Taught By Full Time Faculty	1	2	3	2	2		481	479	597	570	569
Day Sections Taught By Adjunct Faculty	4	1	2	3	2		383	397	610	755	732
Total Day Sections	5	3	5	5	4		864	876	1207	1325	1301
Evening Sections Taught By Adjunct Faculty	0	0	0	0	0		253	257	386	419	450
Total Day and Evening Sections	5	3	5	5	4		1117	1133	1593	1744	1751
% of Day Sections Taught by - Full Time Faculty	20.0%	66.7%	60.0%	40.0%	50.0%		55.7%	54.7%	49.5%	43.0%	43.7%
% of Day Sections Taught by Adjunct Faculty	80.0%	33.3%	40.0%	60.0%	50.0%		44.3%	45.3%	50.5%	57.0%	56.3%
% of All Sections Taught by Adjunct Faculty	80.0%	33.3%	40.0%	60.0%	50.0%		56.9%	57.7%	62.5%	67.3%	67.5%

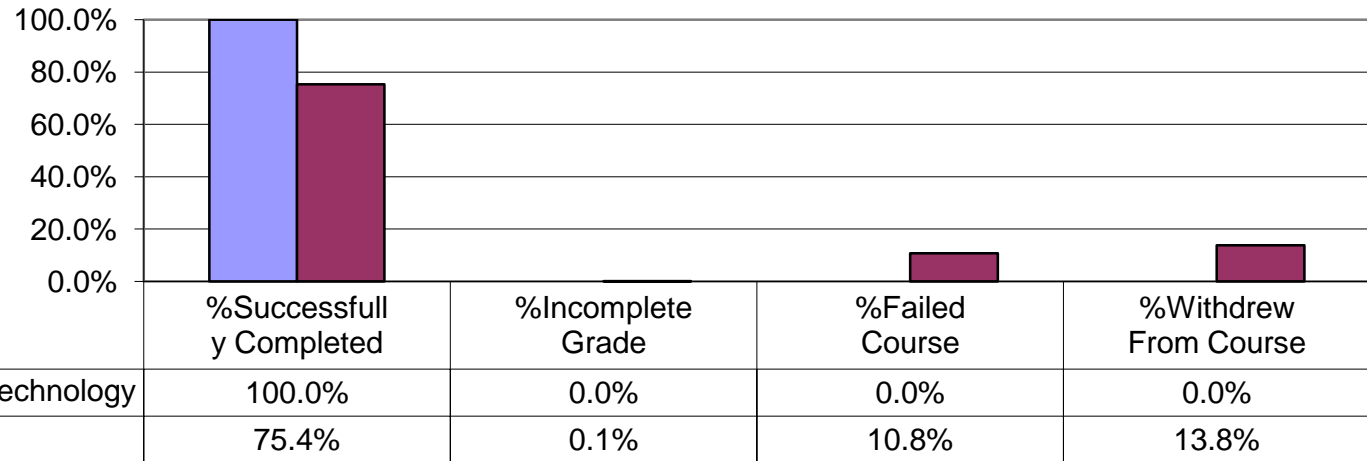
% Day Sections Taught by Full Time Faculty



**Middlesex Community College
Dental Laboratory Technology Program Review Data
Successful Course Completion Rate Trend**

	Dental Laboratory Technology					All College				
	Fall 2006	Fall 2007	Fall 2008	Fall 2009	Fall 2010	Fall 2006	Fall 2007	Fall 2008	Fall 2009	Fall 2010
Successfully Completed	64	22	55	60	59	17181	17133	18480	20713	21084
Incomplete Grade	0	0	0	0	0	0	0	1	6	14
Failed Course	2	1	4	0	0	2475	2565	2651	3110	3019
Withdrew From Course	4	3	4	0	0	3469	3287	3117	3584	3863
Total	70	26	63	60	59	23125	22985	24249	27413	27980
%Successfully Completed	91.4%	84.6%	87.3%	100.0%	100.0%	74.3%	74.5%	76.2%	75.6%	75.4%
%Incomplete Grade	0.0%	0.0%	0.0%	0.0%	0.0%	0.0%	0.0%	0.0%	0.0%	0.1%
%Failed Course	2.9%	3.8%	6.3%	0.0%	0.0%	10.7%	11.2%	10.9%	11.3%	10.8%
%Withdrew From Course	5.7%	11.5%	6.3%	0.0%	0.0%	15.0%	14.3%	12.9%	13.1%	13.8%

Successful Course Completion Rates - Fall 2010



**Middlesex Community College
Dental Laboratory Technology Program Review Data
Successful Course Completion Rate Trend**

	DL 1101 or DLT 101 Removable Partial Denture				
	Fall 2006	Fall 2007	Fall 2008	Fall 2009	Fall 2010
Successfully Completed	11	7	11	13	15
Failed Course	0	0	1	0	0
Withdrew From Course	1	1	1	0	0
Total	12	8	13	13	15
%Successfully Completed	91.7%	87.5%	84.6%	100.0%	100.0%
%Failed Course	0.0%	0.0%	7.7%	0.0%	0.0%
%Withdrew From Course	8.3%	12.5%	7.7%	0.0%	0.0%

	DL 1201or DLT 201 Fixed Prosthodontics				
	Fall 2006	Fall 2007	Fall 2008	Fall 2009	Fall 2010
Successfully Completed	8	9	5	8	13
Failed Course	0	1	0	0	0
Withdrew From Course	0	0	0	0	0
Total	8	10	5	8	13
%Successfully Completed	100.0%	90.0%	100.0%	100.0%	100.0%
%Failed Course	0.0%	10.0%	0.0%	0.0%	0.0%
%Withdrew From Course	0.0%	0.0%	0.0%	0.0%	0.0%

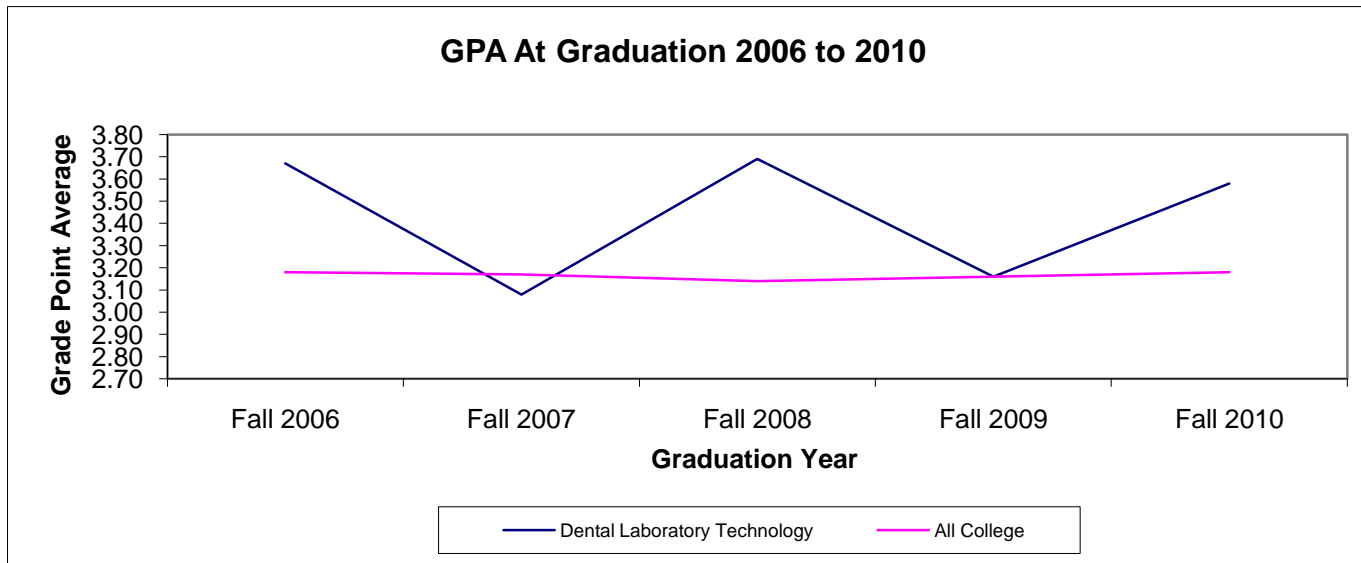
	DL 1103 or DLT 103 Dental Materials				
	Fall 2006	Fall 2007	Fall 2008	Fall 2009	Fall 2010
Successfully Completed	18	0	14	13	16
Failed Course	0	0	1	0	0
Withdrew From Course	1	0	1	0	0
Total	19	0	16	13	16
%Successfully Completed	94.7%	#DIV/0!	87.5%	100.0%	100.0%
%Failed Course	0.0%	#DIV/0!	6.3%	0.0%	0.0%
%Withdrew From Course	5.3%	#DIV/0!	6.3%	0.0%	0.0%

	DL 1204 or DLT 204 Issues/Dental Lab				
	Fall 2006	Fall 2007	Fall 2008	Fall 2009	Fall 2010
Successfully Completed	16	0	14	13	0
Failed Course	2	0	1	0	0
Withdrew From Course	1	0	1	0	0
Total	19	0	16	13	0
%Successfully Completed	84.2%	#DIV/0!	87.5%	100.0%	#DIV/0!
%Failed Course	10.5%	#DIV/0!	6.3%	0.0%	#DIV/0!
%Withdrew From Course	5.3%	#DIV/0!	6.3%	0.0%	#DIV/0!

	DL 1105 or DLT 104 Dental Anatomy				
	Fall 2006	Fall 2007	Fall 2008	Fall 2009	Fall 2010
Successfully Completed	11	6	11	13	15
Failed Course	0	0	1	0	0
Withdrew From Course	1	2	1	0	0
Total	12	8	13	13	15
%Successfully Completed	91.7%	75.0%	84.6%	100.0%	100.0%
%Failed Course	0.0%	0.0%	7.7%	0.0%	0.0%
%Withdrew From Course	8.3%	25.0%	7.7%	0.0%	0.0%

**Middlesex Community College
Dental Laboratory Technology Program Review Data
Graduates**

	Fall 2006	Fall 2007	Fall 2008	Fall 2009	Fall 2010
Dental Laboratory Technology					
Graduates	3	5	3	5	7
Average GPA at Graduation	3.67	3.08	3.69	3.16	3.58
All College					
Graduates	1052	997	956	1055	1151
Average GPA at Graduation	3.18	3.17	3.14	3.16	3.18



**Middlesex Community College
Dental Laboratory Technology Program Review Data
Transfer Colleges
2010**

Transfer College	Transferred Before Graduating	Transferred After Graduating
COLUMBUS TECHNICAL COLLEGE	1	
NORTHERN ESSEX COMMUNITY COLLEGE	1	
VERMONT TECHNICAL COLLEGE	1	

**Middlesex Community College
Dental Laboratory Technology Program Review Data
Employment**

	Graduated Fall 2005 through Summer 2006	Graduated Fall 2006 through Summer 2007	Graduated Fall 2007 through Summer 2008	Graduated Fall 2008 through Summer 2009	Graduated Fall 2009 through Summer 2010
Employed	4	0	2	3	4
Unemployed	0	0	0	0	0
Additional Education	2	0	0	1	1
Status Unknown	1	3	3	0	1
Place of Employment	Dental Lab New Jersey				Aspen Dental Group
	Dental Lab				Advanced Dental Technologies
	Dental Lab Danvers MA				VA Dental Lab Bedford
	Dental Lab Nashua NH				Cusp Dental Boston