



# Collecting Assignments as Assessment Artifacts in Blackboard

(Course is unavailable to students) > Home Page

Home Page

Home Page

Course Assignments

Information

Content

Discussions

Groups

Tools

Help


Add Course Module

Customize Page

**IMPORTANT:** When collecting artifacts to use with the Blackboard Outcomes assessment tool, it is highly advisable to create a unique, separate assignment for this purpose rather than use a typical assignment . (In other words, have the students submit the assignment twice, one for a course grade and then as an assessment artifact.)

The artifact collection requires that work is submitted without student names attached to the document uploaded. **Any artifact that has a student's name cannot be used for assessment.** Instead, have student use their A#s on the documents submitted to the artifact collection. That is the only identifying information allowed.

## Rows



Global learning is a critical analysis of and an engagement with complex, interdependent global systems and legacies (such as natural, physical, social, cultural, economic, and political) and their implications for people's lives and the earth's sustainability. Through global learning, students should 1) become informed, open-minded, and responsible people who are attentive to diversity across the spectrum of differences, 2) seek to understand how their actions affect both local and global communities, and 3) address the world's most pressing and enduring issues collaboratively and equitably.

*Evaluators are encouraged to assign a zero to any work sample or collection of work that does not meet benchmark (cell one) level performance.*

## VALUE RUBRIC

for more information, please contact [value@aacu.org](mailto:value@aacu.org)



### Definition

	Capstone 4	Milestones 3	Milestones 2	Benchmark 1
<b>Global Self-Awareness</b>	Effectively addresses significant issues in the natural and human world based on articulating one's identity in a global context.	Evaluates the global impact of one's own and others' specific local actions on the natural and human world.	Analyzes ways that human actions influence the natural and human world.	Identifies some connections between an individual's personal decision-making and certain local and global issues.
<b>Perspective Taking</b>	Evaluates and applies diverse perspectives to complex subjects within natural and human systems in the face of multiple and even conflicting positions (i.e. cultural, disciplinary, and ethical).	Synthesizes other perspectives (such as cultural, disciplinary, and ethical) when investigating subjects within natural and human systems.	Identifies and explains multiple perspectives (such as cultural, disciplinary, and ethical) when exploring subjects within natural and human systems.	Identifies multiple perspectives while maintaining a value preference for own positioning (such as cultural, disciplinary, and ethical).
<b>Cultural Diversity</b>	Adapts and applies a deep understanding of multiple worldviews, experiences, and power structures while initiating meaningful interaction with other cultures to address significant global problems.	Analyzes substantial connections between the worldview, power structures, and experiences of multiple cultures historically or in contemporary contexts, incorporating respectful interactions with other cultures.	Explains and connects two or more cultures historically or in contemporary contexts with some acknowledgement of power structures, demonstrating respectful interaction with varied cultures and worldviews.	Describes the experiences of others historically or in contemporary contexts primarily through one cultural perspective, demonstrating some openness to varied cultures and worldviews.
<b>Personal and Social Responsibility</b>	Takes informed and responsible action to address ethical, social, and environmental challenges in global systems and evaluates the local and broader consequences of individual and collective interventions.	Analyzes the ethical, social, and environmental consequences of global systems and identifies a range of actions informed by one's sense of personal and civic responsibility.	Explains the ethical, social, and environmental consequences of local and national decisions on global systems.	Identifies basic ethical dimensions of some local or national decisions that have global impact.
<b>Understanding Global Systems</b>	Uses deep knowledge of the historic and contemporary role and differential effects of human organizations and actions on global systems to develop and advocate for informed, appropriate action to solve complex problems in the human and natural worlds.	Analyzes major elements of global systems, including their historic and contemporary interconnections and the differential effects of human organizations and actions, to pose elementary solutions to complex problems in the human and natural worlds.	Examines the historical and contemporary roles, interconnections, and differential effects of human organizations and actions on global systems within the human and the natural worlds.	Identifies the basic role of some global and local institutions, ideas, and processes in the human and natural worlds.
<b>Applying Knowledge to Contemporary Global Contexts</b>	Applies knowledge and skills to implement sophisticated, appropriate, and workable solutions to address complex global problems using interdisciplinary perspectives independently or with others.	Plans and evaluates more complex solutions to global challenges that are appropriate to their contexts using multiple disciplinary perspectives (such as cultural, historical, and scientific).	Formulates practical yet elementary solutions to global challenges that use at least two disciplinary perspectives (such as cultural, historical, and scientific).	Defines global challenges in basic ways, including a limited number of perspectives and solutions.

**NOTE:** Prior to preparing an Artifact Assignment in your Blackboard course shell, your department should have provided you with the rubric which will be used to assess the assignment you are providing.

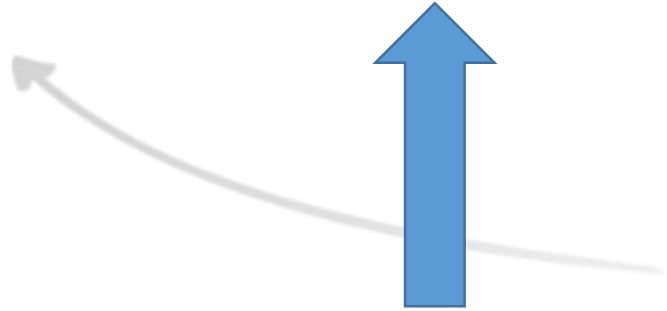
In the artifact assignment instructions, you will need to identify which rows in the rubric should be used in the assessment.

Build Content ▾

Assessments ▾

Tools ▾

Partner Content ▾



It's time to add content...

Use functions above to add it.

Click on **Assessments** and choose **Assignment** from the drop down menu.



## ASSIGNMENT INFORMATION

Name and Color

Writing Assignment 1 (Artifact Version)



Black

### Instructions

For the toolbar, press ALT+F10 (PC) or ALT+FN+F10 (Mac).



INSTRUCTIONS FOR STUDENTS: This version of your assignment should not have your name on the first page, only student number (for example, #A000023).

INSTRUCTIONS FOR INSTRUCTORS: Please only use Rows 1, 2, 4, 6, and 7 from the rubric when assessing.

Path: p

Words: 48

Also, provide instructions for both students and for the faculty who will be involved in the assessment activity.

- ▶ [Users and Groups](#)
  - ▶ [Customization](#)
  - ▶ [Packages and Utilities](#)
  - ▶ [Help](#)
- ✖ Quick Unenroll**

### ASSIGNMENT FILES

Attach File

### DUE DATES

*Submissions are accepted after this date, but are marked **Late**.*

Due Date

*Enter dates as mm/dd/yyyy. Time may be entered in any increment.*

Use the scroll bar on the right to scroll down and make necessary assignment modifications.

### GRADING

\* Points Possible

Associated Rubrics

Name	Type	Date Last Edited	Show Rubric to Students
------	------	------------------	-------------------------



## GRADING

\* Points Possible

For Points Possible, put "0" since this activity is for artifact collection only.

Associated Rubrics

Add Rubric ▾

Name

Type

Date Last Edited

Show Rubric to Students

[Submission Details](#)

[Grading Options](#)

[Display of Grades](#)



## GRADING

\* Points Possible

Associated Rubrics

Add Rubric ↕

Name

Type

Date

idents

After you have assigned a **Points Possible** for the assignment, click on the link that says **Submission Details**.



[Submission Details](#)


[Grading Options](#)

[Display of Grades](#)

## GRADING

\* Points Possible

Associated Rubrics

Add Rubric 

Name

Type

Date Last Edited


Show Rubric to Students


### Submission Details

Assignment Type

- Individual Submission
- Group Submission
- Portfolio Submission

Number of Attempts

Single Attempt 



Plagiarism Tools

- Check submissions for plagiarism using SafeAssign
- Allow students to view SafeAssign originality report for their attempts
- Exclude submissions from the Institutional and Global References Databases


Make certain that the assignment is set to **Single Attempt** so as to ensure that the student is only uploading a single artifact.

Otherwise, the student might upload more than one version of an assignment, thus confusing the assessment process.

[Submission Details](#)

[Grading Options](#)

[Display of Grades](#)



The final adjustment requires that you click on **Display of Grades**

## AVAILABILITY

Make the Assignment Available

*This assignment cannot be made available until it is assigned to an individual or group of students.*

Limit Availability

Display After    

*Enter dates as mm/dd/yyyy. Time may be entered in any increment.*

Display Until    

*Enter dates as mm/dd/yyyy. Time may be entered in any increment.*

Track Number of Views

*Click **Submit** to finish. Click **Cancel** to quit without saving changes.*

Cancel

Submit

### [Display of Grades](#)

Display grade as Primary  
Score

Include in Grade Center grading calculations

Show to students in My Grades

Show Statistics (average and median) for this item to Students in My Grades

You want to make certain that the Artifact Collection assignment is not included in your gradebook calculations. You can change the default setting by unchecking this box.

### [Display of Grades](#)

Display grade as Primary  
Score

Include in Grade Center grading calculations

Show to students in My Grades

Show Statistics (average and median) for this item to Students in My Grades

Once **Include in Grade Center grading calculations** is unchecked, click **Display of Grades** to close this menu.

[Submission Details](#)

[Grading Options](#)

[Display of Grades](#)

**AVAILABILITY**

Make the Assignment Available

*This assignment cannot be made available until it is assigned to an individual or group of students.*

Limit Availability

Display After    

*Enter dates as mm/dd/yyyy. Time may be entered in any increment.*

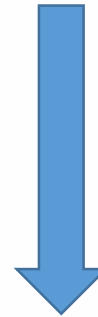
Display Until    

*Enter dates as mm/dd/yyyy. Time may be entered in any increment.*

Track Number of Views

*Click **Submit** to finish. Click **Cancel** to quit without saving changes.*

When you have finished adding the basic assignment information, click the **Submit** button.



Cancel Submit



### **Writing Assignment 1 (Artifact Version)**

INSTRUCTIONS FOR STUDENTS: This version of your assignment should not have your name on the first page, only student number (for example, #A000023).

INSTRUCTIONS FOR INSTRUCTORS: Please only use Rows 1, 2, 4, 6, and 7 from the rubric when assessing.

The Artifact Assignment is created.

You are now ready to align the assignment with a learning outcome.

